

L'invincibile



1952

A HISTORY OF SUCCESS

Entry into the woodworking machinery sector with the design and manufacture of the new combined woodworking machine with increased machining capability. Immediately industrially manufactured with the L'invincibile brand name becoming very well-known for its quality of construction and competitiveness, features that will bring an immediate and wide acknowledgement, firstly in Europe and then all over the World.

2006

PROUD OF OUR ROOTS L'INVINCIBILE RETURNS!

The historical SCM brand name returns to the market with a new range of classical machines including the most advanced technology with an exclusive and customised product.

SCM



State Of The Art

L'invincibile sets **new standards for quality** and incorporates all the experience and expertise of the manufacturer of the widest range of woodworking machines in the World.

Circular Saw	06
Spindle Moulder	14
Surface Planer	20
Thicknessing Planer	22
Combined Surfacing-Thicknessing Planer	26



APP Thundercut

Technology at your fingertips

SCM Thundercut is the Optimizer/Sequencer App for mobile devices that allows to optimize the panel surface and guides the operator through the cutting sequence.

High cut speed execution, less material waste and mistake odds minimized, even for not skilled workers!

Download it now from the AppStore and Google Play:

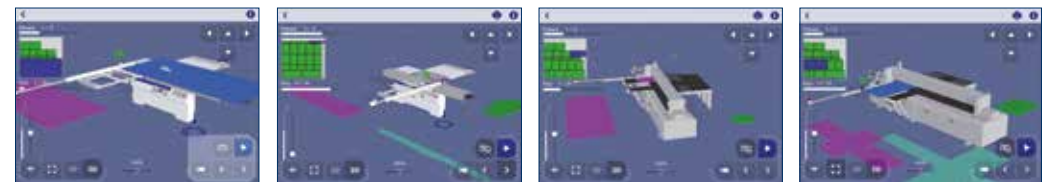
SCM Thundercut



You can manage your circular saws fleet, the material warehouse and many project you are working on.



The 3D sequencer, thanks to its simple and clear design, suggest the ideal settings of the machine for every single cut to be executed.



The App is available for circular saws, circular saws with movable blade unit, saw-shaper combination machines and universal combination machines (you will find the QR code to activate the App in each new machine).



SCM CLASSICAL MACHINES, QUALITY EVEN MORE GUARANTEED

Since 1952, SCM has been leader in the design and production of woodworking machines.

We are getting closer to reach 70 years of company history by offering to our customers knowledge and advanced technologies that distinguish **L'invincibile, class** and **nova** classical machines. Different ranges united by the strength points: performance, ease-of-use and certified quality. We believe so much in the reliability of our machines to offer to our customers the possibility to have a **warranty extended up to 2 years***. An extra peace of mind for small artisans workshops and joineries who see SCM as the ideal partner to grow their business.

To activate the 2-year warranty extension, it is compulsory to register on-line the machine on the website:

scmwood.com/warranty-extension

*Check the models of machines that can take advantage of the initiative on the website:

scmwood.com/joinery-machines



CIRCULAR SAW

OPERATOR'S SUPPORT: ONE CUT ONLY, THE CORRECT ONE.

The large display suggests to the operator information for the correct use of any cutting configuration. It is possible to create the required work piece with maximum precision and without any calculations or cutting tests even with the most complicated of cases (angular cuts on the table, tilted blade, unknown measurements, etc.).

WIRELESS: WHEN TECHNOLOGY REALLY HELPS.

The electronic control updates in real-time the data for the positions of the three stops, always showing the actual size of the required work piece in any cutting configuration.

FULL SUPPORT: PRECISE MECHANICAL COMPONENTS.

It provides maximum support for the panel for any angle due to the exclusive SCM patented solutions consisting of a single centre of rotation for maximum reliability over time. It can support heavy and large dimensioned panels for all angles (from +50° to -50°). The practical "Quick Lock" fence and the extended roller complete the extensive equipment to satisfy all customer's requirement. Mobile frame for angular cutting.

- ⊕ satisfaction to operate**
- ⊖ machine accidents**

Invincibile





scm

Linea 700

CIRCULAR SAW



SLIDING CARRIAGE: MAXIMUM CUT QUALITY GUARANTEED OVER TIME.

The carriage will never require adjustment and thanks to its structure with arch-ground steel slideways (SCM exclusive and patented solution) it can bear loads four times higher.

- no play and no need for adjustments over time
- higher loading capacity
- $\pm 0,05$ mm tolerance on the entire carriage length for straight and high quality cutting

AUTOMATIC POSITIONING SYSTEM OF THE OVERHEAD PROTECTION: THE INNOVATION AT THE OPERATOR SERVICE.

The overhead protection automatically positions itself as a function of the blade using the **exclusive AP system** (solution patented by SCM). This makes the transition from cuts with different angles even faster and safe, without the operator having to change the settings of the machine.


L'invincibile si x



DOUBLE BLADE TILTING: MAXIMUM HEIGHT CUTTING WITHOUT COMPROMISE.

The SCM solution allows to use a 550 mm saw blade without scoring blade or to use simultaneously a 450 mm saw blade and 160 mm scoring blade, for both 90° and $\pm 46^\circ$ inclined cuts, providing the best performance on veneered panels and solid wood components.

L'invincibile si x



08



RELIABILITY AND TECHNOLOGY WITHOUT COMPARISON.

10 years of SCM guarantee for the carriage sliding system.

- ⊕ reliability
- ⊖ maintenance

L'invincibile

EYE-S CONSOLE: THE PLEASURE OF CONTROLLING ALL MACHINE FUNCTIONS FROM THE CONTROL PANEL.

The new control panel, with its attractive design, allows easy and intuitive machine programming, combining the 15" colour touch-screen display and the **Maestro** active user interface.

Main functions:

- connectivity among machines belonging to the same company network and **4.0 Industry** preset
- sharing of work programs and tools database
- activity monitoring and reporting on the use of the machine
- connectivity with **SCM Thundercut** (optimizer/sequencer App)
- self-diagnosis, tele-service and link to troubleshooting



09

TELESCOPIC SWINGING ARM: FLUIDITY OF MOVEMENT.

The work piece support frame is the only one to be made of a large dimensioned extrusion and linear guide on recirculating ball bearings.

It ensures:

- maximum work piece with fluid movement
- no play and no noise
- dust protection
- no need for maintenance



⊕ precision
⊖ calculations

CIRCULAR SAW

EASE-OF-USE WITH THE BLADES-HOLDER DRAWER INTEGRATED IN THE MACHINE'S FRAME.

It is made of 4 shelves, customizable with labels, for the easy replacement of the blades.



"LED INDICATING SCORING UNIT IN OPERATION" DEVICE: SAFETY AS THE FIRST FACTOR.

When the scoring blade is working, the high efficiency LEDs clearly indicate the danger area, making the machine safer than ever.

LASER DEVICE: "ZERO" ERRORS.

Laser light for the work piece alignment with the cutting line.



⊕ practicality
⊖ inconveniences

Invincibile



ADJUSTABLE TABLET HOLDER POSITIONED ON THE MOBILE CONTROL PANEL: ERGONOMIC.

Compatible with tablets from 7" to 13". It is equipped with USB port for power supply positioned on the mobile control panel.



TABLET HOLDER ON THE SLIDING CARRIAGE: EASY TO USE.

Compatible with tablets from 8" to 11".

LIGHTING LAMP: USER FRIENDLY.

The high efficiency LED lamp, positioned under the control panel display, improves the operator's view of the work area.



⊕ quality
⊖ waste of time

CIRCULAR SAW

		SI X	SI 5	SI 3
Equipment				
"eye-S" 15" electronic control		S	S	S
"SCM Thundercut" Optimizer/Sequencer App		S	S	S
Mobile control panel		S	S	S
Electronic adjustment for scoring unit		O*	S	S
Automatic rip fence with movement on screw and ball bushing linear guide		S	S	S
Start/stop pushbuttons integrated in the carriage		S	S	S
"Complex" device		-	S	S
Squaring fence with LCD readouts for the stops		S	O	O
"Full support/Wireless"		S	O	O
Main blade quick locking		S	O	O
"LED indicating scoring unit in operation" device		O	O	O
"Dado" function		-	O	O
Inverter for electronic speed change of the main blade		S	O	O
Adjustable tablet holder positioned on the mobile control panel		O	O	O
Tablet holder on the sliding carriage		O	O	O
Laser device		O	O	O
Lighting lamp		O	O	O
Blades-holder drawer integrated in the machine's frame		O	O	-
"Sav€nergy" intelligent system for the management of the machine's energy consumption		O	O	O
Barcode reader		O	O	O
Technical data				
Squaring capacity with 3200 carriage	mm	3200x3200	3200x3200	3200x3200
Cutting width on rip fence	mm	1500	1500	1500
Maximum cutting height at 90°	mm	200	200	140
Maximum cutting height at 45°	mm	130	130	97
Maximum cutting height at - 45°	mm	105	-	-
Main blade motor power	kW	9	7	7
Scoring blade motor power	kW	1,3	1,3	1,3

* Scoring unit available as option

S Standard
O Option



Invincibile



SPINDLE MOULDER

TOP QUALITY FINISH OF THE PROCESSED WORK PIECE.

Total absence of vibration and absolute machine rigidity when machining due to a perfectly balanced electrospindle structure and the use of the highest quality materials and components.

Electrospindle controlled by an inverter for speed changes electronically from 900 to 12.000 rpm with maximum available motor power from 3.400 rpm.

14

- ⊕ satisfaction
- ⊖ waste of time

L'invincibile



SPINDLE MOULDER

ELECTROSPINDLE: PRECISION AND RELIABILITY IN AN UNBEATABLE TIMESCALE.

The exclusive drive unit consists of an electrospindle specifically designed for all possible spindle moulder applications. The electrospindle's direct drive eliminates maintenance procedures common with conventional belt driven systems. Optimal machine cleaning and a healthy environment due to an efficient exhaust system with side outlets.

LESS MOVEMENT FOR FASTER SETTING-UP.

Speed of setting-up due to the unique movement mechanism of the spindle (SCM patent), which allows the operator to position independently the height of the tool with the tilted spindle and the moulder fence. Maximum performance using the latest technology of the screws with recirculating ball-bearings and the linear guides which guarantee a total absence of vibration and wear, therefore much reduced maintenance (centralised lubrication).



⊕ technology
⊖ maintenance

Invincibile

EYE-S CONSOLE: THE PLEASURE OF CONTROLLING ALL MACHINE FUNCTIONS FROM THE CONTROL PANEL.

The new control panel, with its attractive design, allows easy and intuitive machine programming, combining the 15" colour touch-screen display and the **Maestro** active user interface.

Main functions:

- connectivity among machines belonging to the same company network and **4.0 Industry** preset
- sharing of work programs and tools database
- activity monitoring and reporting on the use of the machine
- self-diagnosis, tele-service and link to troubleshooting

TOOL DETECTION SYSTEM: SETTING UP SPEEDILY AND SAFELY.

This system eliminates any manual operation for setting up the required work allowing the operator to automatically input all the work data. Higher operator's safety: the possibility to select only the programs associated with the tool installed eliminates possible dangerous situations. Less input data, fewer errors, immediately ready to work.

OPERATOR ASSISTANCE: WORKING BECOMES EASIER AND MORE PRECISE.

For every tool, the machine can be positioned without the necessity of calculation or to create programs due to the possibility of defining the origin point on three different positions of the tool profile. For the most recurring machining jobs it is possible to set the dimensions of the required profile and select the tool to be used.

The controls will create the dedicated program to carry out the required machining operations.



⊕ safety
⊖ errors

SPINDLE MOULDER

	/TI 7	/TI 5	/TF 5	
Equipment				
"eye-S" 15" electronic control	S	S	S	
Mobile control panel	S	S	S	
"Flex" spindle moulder fence with automatic movement	S	S	S	
Spindle moulder fence with aluminium tables	S	S	S	
"Fast" sectional table with manual movement	-	S	S	
"Fast" sectional table with automatic movement	S	O	O	
Inverter for speed change from 900 to 12.000 rpm	S	S	O	
7,5kW electrospindle	S	S	O	
11kW electrospindle	O	O	O	
HSK 63B rapid tool changeover	S	O	O	
HSK 63E rapid tool changeover	O	O	O	
Automatic tool detecting system	S	-	-	
MK5 interchangeable spindle	-	S	S	
"T-SET" rapid tool locking	-	O	O	
Automatic feeder support	O	O	O	
Manual feeder support	O	O	O	
"LL" version with 2 profiling extensions	O	O	O	
"TL PRO-10" version for tenoning and profiling	O	O	O	
Glazing bead unit	O	O	O	
"SavEnergy" Intelligent system for the management of the machine's energy consumption	O	O	O	
Barcode reader	O	O	O	
Technical data				
Work table dimensions	mm	1200x750	1200x780	1200x730
Spindle tilting	degrees	±45,50°	±45,50°	-
Spindle speed	rpm	900÷12.000	900÷12.000	3000÷4500÷6000÷ 7000÷10000
Spindle moulder fence stroke	mm	250 (from -125 to +125)	250 (from -125 to +125)	250 (from -125 to +125)

S Standard
O Option

Invincibile



SURFACE PLANER

FEEDING ON CONNECTING RODS: CONSTANT PRECISION OVER TIME.

All machining with maximum safety with the movement of the infeed table by means of a parallelogram kinetic mechanism which always gives the same distance between the cutterblock and the table. The system operating directly on the connecting rods avoids any exertion to the table assuring constant planarity over time.

CONCAVE/CONVEX FUNCTION: PERFECT JOINTS EVERY TIME.

The available settings allow perfect bonding of the components giving excellent coupling and eliminating any joint line. The device allows the setting of previous positions by the use of mechanical stops.

⊕ reliability
⊖ maintenance



L'invincibile



THICKNESSING PLANER

FEEDING ROLLERS ON CONNECTING RODS: PERFECT FINISH.


The stopping of the work piece and the presence of notches on its surface are eliminated due to the movement system on all three rollers that allow their vertical displacement by rotation and the best linear feeding.

INTERCHANGEABLE ROLLERS: ONE MACHINE FOR EVERY REQUIREMENT.

Perfect finish obtained by quick and easy changeover of the rollers that allows the operator to configure the machine drive function in case of special requirements such as a minimum removal of fine wood and/or batches where multiple pieces of different thicknesses are processed.

⊕ quality
⊖ waste of time

22




Invincibile



scm

multihile



SURFACE PLANER THICKNESSING PLANER

		/ F 7
Equipment		
Mobile control panel		S
Electrical movement of infeed table		S
Electronic digital readout of thickening cutting depth		S
Concave/convex function		S
Planer protection integrated in the machine base		S
"Smart Lifter" for planer protection integrated in the machine base		O
Additional overturning fence		S
"Tersa" monoblock cutterblock with throwaways knives		O
"Xylent" spiralknife cutterblock		O
Technical data		
Working width	mm	520
Total work table length	mm	3008
Cutterblock diameter	mm	120
No. 4 knives	mm	35x3x520
Surface fence dimensions	mm	1500x175
Main motor power	kW	7

		/ S 7
Equipment		
"Ready" electronic control		S
Automatic positioning of working height		S
Feed speed with electronic adjustment from 4 to 20 m/min		S
First front roller in helicoidal grooved steel		S
First front roller with rubber coating		O
First front roller with two different types of rubber		O
First sectional feed roller in steel		O
No. 2 outfeed rubber-coated rollers		S
Pneumatic pressure with independent adjusting on the front/outfeed rollers		S
No. 2 outfeed rubber-coated rollers		O
"Tersa" monoblock cutterblock with throwaways knives		O
"Xylent" spiralknife cutterblock		O
Thickening table extension to be used in infeed or outfeed		O
Technical data		
Work table dimensions	mm	640x1000
Maximum working height	mm	300
Minimum working height	mm	3,5
Cutterblock diameter	mm	120
No. 4 knives	mm	35x3x640
Feeding rollers diameter	mm	85
Main motor power	kW	9
Feed motor power	kW	1,3

S Standard
O Option





SURFACE PLANER THICKNESSING PLANER

SERVO SYSTEM FOR THE OPENING OF THE TABLES: SPEED, ERGONOMICS AND SAFETY.

Changing the process from surfacing to thicknessing is now easy, safe and effortless due to the two buttons on the front of the machine that, as well as automatically raising the work tables, position the related extraction hood and the safety system.

26

⊕ practicality
⊖ inconveniences

L'invincibile

25





SURFACE PLANER THICKNESSING PLANER

FS 7

Equipment		
"Ready" electronic control		S
Automatic positioning of working height		S
Speedy set-up for changeover from surfacing to thicknessing		S
First front roller in helicoidal grooved steel		S
First front sectioned steel roller		O
Outfeed rubber-coated roller		S
No. 2 outfeed rubber-coated rollers		O
Additional overturning fence		O
"Tersa" monoblock cutterblock with throwaways knives		O
"Xylent" spiralknife cutterblock		O
Thicknessing table extension to be used in infeed or outfeed		O
Technical data		
Work table dimensions	mm	520x900
Maximum working height	mm	250
Minimum working height	mm	3
Cutterblock diameter	mm	120
Feeding rollers diameter	mm	67
Feed speed	m/min	5-8-12-18
Main motor power	kW	9

S Standard
O Option



Invincibile





L'invincibile

SCM GROUP SPA
via Emilia, 77
47921 Rimini - Italy

via Casale, 450
47826 Villa Verucchio
Rimini - Italy

scm@scmgroup.com
www.scmwood.com





The motors powers in this catalogue are expressed in S6, except where otherwise specified. In this catalogue, machines are shown in CE configuration and with options. We reserve the right to modify technical specifications without prior notice, provided that such modifications do not affect safety as per CE norms.

Invincibile

State Of The Art

REV.03 - 09.2021 - MIC STUDIO



00L0365442L